



"...the patented grass...cultivated under a solar array...will deter both wildlife and invasive vegetation while growing at an ultra-slow pace...the fact is that it may save millions of dollars..."

Marc Mezzanotte PE, VP, Dewberry Professional Services, Ft. Detrick, MD, 67 acre solar array

FLIGHTTURF® - THE ULTIMATE LOW MAINTENANCE GRASS FOR ON GROUND MOUNT SOLAR ARRAYS


Save money on mowing, weed resistance, erosion control, soil stabilization and more. FlightTurf® stays short typically 6"-8" maximum height. FlightTurf® naturally deters wildlife including insects.

Applications: utility easements, solar energy farms, wind energy farms, roadsides and medians, airfields, secure sites, flood control areas, ecological and burn area restorations.

Our native grasses are specifically formulated as a patented mix to provide all the benefits - only positive results with one tenth of the maintenance.

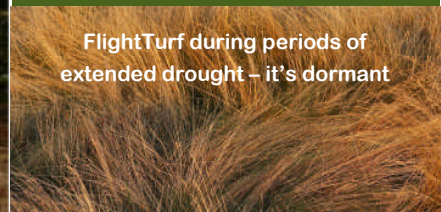
We at FlightTurf® provide the expertise to guide you through new installs or the conversion process using your own labor and resources. Next time, instead of doing maintenance on open spaces, DO FlightTurf® AND MAKE IT THE LAST TIME!

Solar array without FlightTurf®




- **No mowing**
- **Weed resistance**
- **Erosion control**
- **Soil stabilization**
- **Insect resistance**
- **Lyme disease prevention**
- **Easy germination**
- **Storm water infiltration**
- **Full sun & shade**
- **Drought tolerance**
- **Cold tolerance**
- **Low maintenance**
- **Disease resistance**
- **Geese and deer deterrence**
- **Fire prevention**
- **Salt tolerance**
- **Traffic resistance**
- **Ambient temperature moderation**

FlightTurf during periods of extended drought – it's dormant



Greens up nicely with any water



FlightTurf® products and technology are covered by patents 8,789,310; 9,426,964; 9,451,742; 9,560,809; 9,992,936. All rights reserved ©2012-2018.

FlightTurf®, LLC

www.FlightTurf.com

FlightTurf® installation recommendations;

Seeding FlightTurf® is similar to any typical grass installation. Consider your soil conditions and prepare the area intended for FlightTurf®. Important to clear the soil of weeds, mulch, and root structure in advance. Seed must be in contact with the soil with moisture presence to germinate.

Choose mechanical or manual methods to seed the area. Apply at a rate of approximately 10 lb per 1100 sq ft, 400 lbs seed per acre. Reseed within a 1 to 3 month period to eliminate bare areas and as needed for a tight weed resistant stand.

Very minor mulching should be considered over the seeded area and daily watering to accomplish germination during the first few weeks.

If weeds are a problem tightly mow the area and reseed.

Annual weed control attention is required.

Enjoy your FlightTurf®.